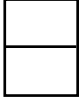


Assembly

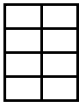
1. Fold the paper in half.



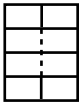
2. Unfold and fold the top into the center fold, then unfold and fold the bottom into the center fold.



3. Now fold in half the longwise.



4. Use a craft knife to cut the center line of the center two sections.



5. Keeping it folded in half, use the outer two folded halves and push inward, the cut halves will fold the other way, so you have an X. Lay flat and press, starting with the back page. Voila!